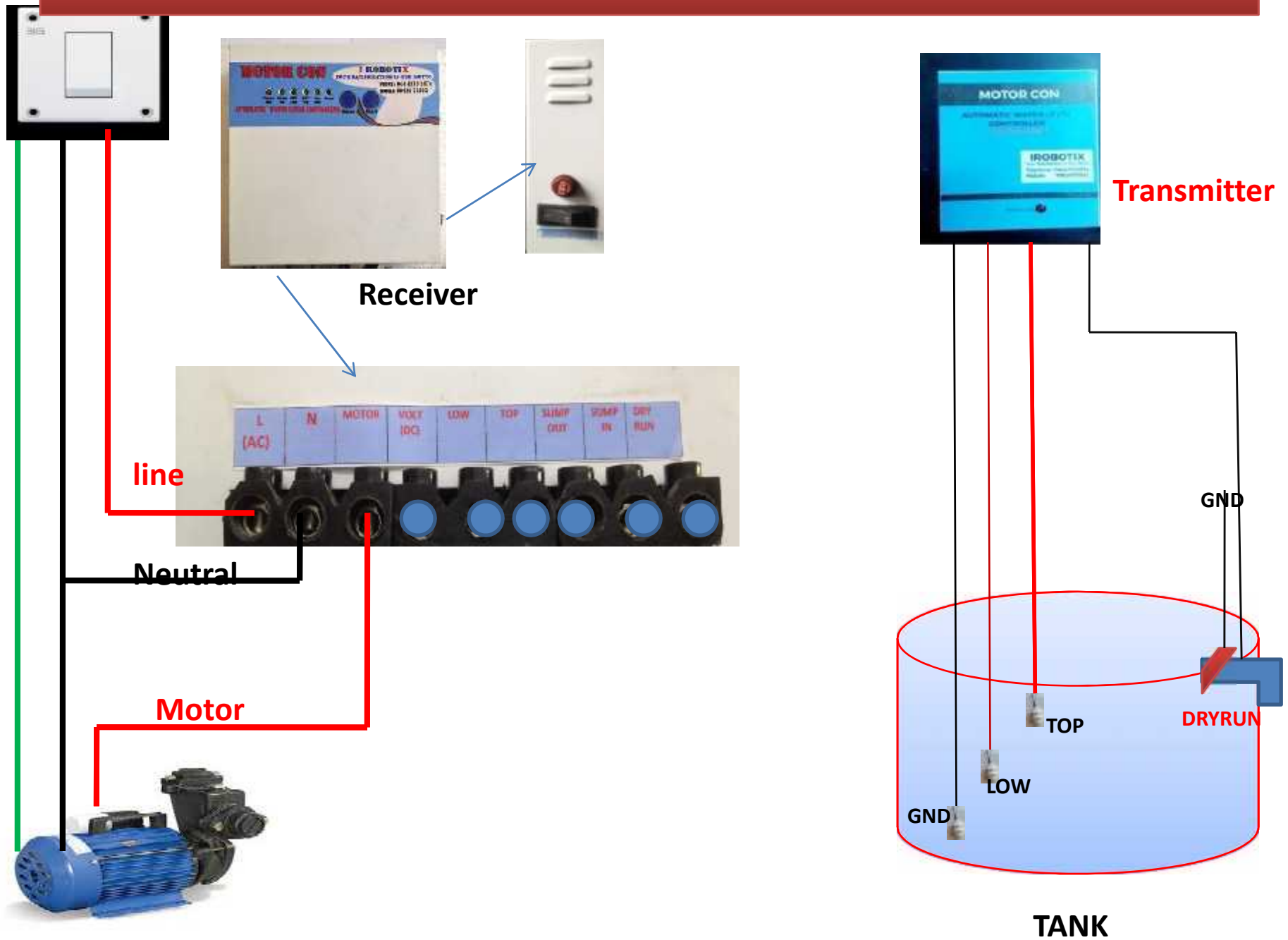


# 1 Phase Wireless BORE To OHT with DRYRUN



## INTRODUCTION:

**TRANSMITTER:** The unit is placed near the overhead water tank.

Connect the transmitter unit to the power supply.

Totally two sensors are used here, these sensors only detect the water level in the tank and send it to the transmitter from there the signal is transferred to the receiver.

**RECEIVER:** The unit is placed near the motor.

When the signal received is received from the transmitter, the receiver starts the operation.

If the water crosses the LOW LEVEL sensor in the tank, then it detect and transmit the signal to the receiver through the transmitter, the motor start running still it reaches the TOP LEVEL sensor .

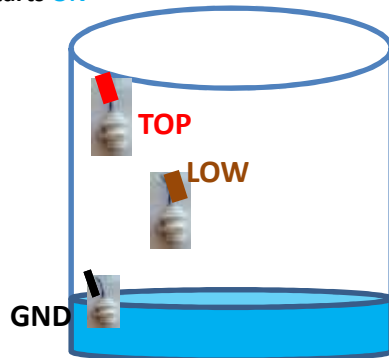
Once the water filled in the tank the TOP LEVEL sensor detect and transmit the signal to the receiver through the transmitter, then the motor return to OFF STATE.

**STATUS:** when the water reaches below the bottom level, both the sensors becomes off mode, the motor gets started

OHT TOP: yellow led OFF

OHT LOW: red led OFF

MOTOR: starts ON

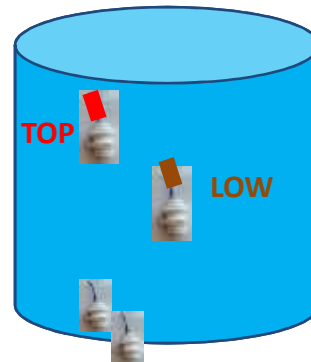


**STATUS:** when the water in the tank once reaches the top level, the motor will stop. The top and bottom level will start glowing

OHT TOP: yellow led GLOW

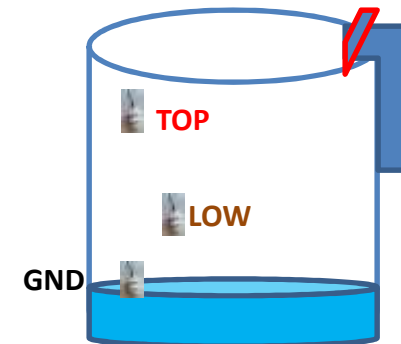
OHT LOW: red led GLOW

MOTOR: returns OFF state



**STATUS:** Auto cut off if motor Runs dry 120 seconds it shows dry run indication.

If once it reach the DRY RUN STATE, we have to press the RESET BUTTON or SWITCH OFF the DEVICE, then only it will return back to programming mode.



## APPLICATION:

Automatic Water level Controller for Hotels, Factories, Home, Apartment, Commercial Complexes, Drainage, etc.,

It can be fixed for single phase motor, Single Phase Submersibles, Three Phase motor ( For 3 Phase and Single Phase Submersible Starter is necessary) and open well, Bore well and Sump.

## ADVANTAGES:

Easy installation.

Compact and elegant design.

Saves water, power and energy.

Avoids seepage of water from roofs and walls due to overflowing tanks.

Fully automatic.

COLOUR CODE: for connecting wires

RED-TOP

BROWN-LOW

BLACK:GROUND OF TWO SENSORS